

# What is Accelerated Reader?

Accelerated Reader, also known as "AR," is a computerized reading program that promotes and encourages students to read on their reading level and take a quiz to reflect their comprehension. After the student has completed the quiz, they are given points which will go towards meeting their personal goal. This gives teachers the ability to monitor each student's reading progression, as well as giving students a chance to increase fluency and understanding. While this program is voluntary, it is highly encouraged. At the end of each nine weeks the students that meet their goal along with an 80% mastery will be rewarded with an AR party.

<<<<<<<More Information on AR>>>>>>>>

## Who:

Students can ONLY take the test, not parents.

## What:

Books that are checked out from the library are on their reading level OR books from home on their level.

## When:

Students can begin testing as soon as goals are set.

## Where:

Students can ONLY take test at school. There are times available during library, open checkout, and in the classroom during morning walking from 7:00 – 7:20.

## Why:

Participating in AR increases the students' reading fluency and comprehension. Therefore, your child will perform better on test and everyday learning. The students are also rewarded with an AR party at the end of each nine weeks.

## How do I know if a book from home is on my child's reading level?









Finding a level of a book is quick and easy. The website [arbookfind.com](http://arbookfind.com) is a great resource for identifying reading levels of books. If a book is NOT on [arbookfind.com](http://arbookfind.com), then there is no test for that book in accelerated reading. Scan the code below.



# COLORED DOT CODING SYSTEM

## FOUND ON THE SPINE

	Red Dot	0.1-0.9
	Blue Dot	1.0-1.9
	Yellow Dot	2.0-2.9
	Green Dot	3.0-3.9
	Orange Dot	4.0-4.9
	Light Green Dot	5.0-5.9
	Pink Dot	6.0-6.9

**Where is the level indicated on a library book?**

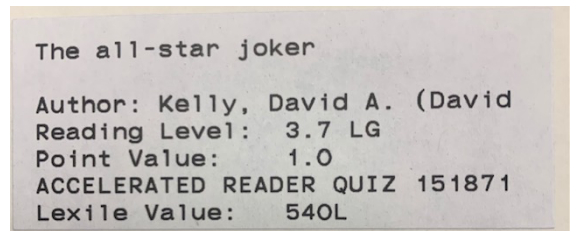
Levels are indicated in multiple places.

- 1.) colored dot on the spine.
- 2.) front inside cover of the book.



Sample Spine Label

Sample level label located on the back, inside cover.



The AR website has some good parent tips as well. Scan this code to take you to the site.



**You can check your child's progress by.....**

Parents can check student's progress by accessing the Renaissance Home Connect browser. This will allow you to track your student's progress and show you how many points they have earned. This will not allow you to take tests or delete tests. The Home Connect website and information is listed below.

Home Connect Log-In

Website: <https://global-zone52.renaissance-go.com/studentprogress/homeconnect?t=707785>

Username: \_\_\_\_\_

Password: abc